

# 高电流玻璃钝单相桥式整流器

## HIGH CURRENT GLASS PASSIVATED SINGLE PHASE BRIDGE RECTIFIER

---

特 点

### FEATURES

---

The plastic package has Underwriters Laboratory  
flammability recognition 94V-0

外壳已经 UL 可燃性认证 94V\_0

Integrally molded heatsink provide very low thermal  
resistance for maximum heat dissipation

铝散热片，热阻抗低，散热量大

Universal 3\_way terminals; snap\_on, wire wrap  
\_around, or P.C. Board mounting

通用 3\_路端子；搭锁，引线缠绕或 PC 板安装

Surge overload ratings to 400 Amperes

浪涌过载额定值达 400 安培

Glass passivated chip junctions

玻璃钝芯片结

High temperature soldering guaranteed:

260°C/10 seconds at 5lbs., (2.3kg)tension

高温焊接保证：300°C/10 秒，拉力，2.3kg。

---

### 机械数据

#### MECHANICAL DATA

Terminals:Nickelplated.25 " (6.35mm) Faston lugs

端子：镀镍 0.25 " (6.35mm) 接线端子

Mounting position: Bolt doen on heat\_sink with

Silicone thermal compound between bridge and

Mounting surface for maximum heat transfer

efficiency. with number 5 screw

安装位置：用 M5 螺丝固定在散热片上，桥和安

装表面之间填充硅热混合物以达到最佳的散热

效果

polarity: polarity symbols molded on body

极性：极性符号铸在管体上

Weight: 12 grams

重量：12 克

---

## 最大额定值 Absolute MAX rating

Item 项 目	Symbol 符 号	Conditions 条 件	Ratings 额定值	Unit 单 位
Storage temperature 贮存温度	Tstg		-40~150	°C
Operating junction Temperature 结 温	T <sub>J</sub>		150	°C
Max reverse voltage 最大反向电压	V <sub>RM</sub>			
GBPC2502-W			200	V
GBPC2504-W			400	V
GBPC2506-W			600	V
GBPC2508-W			800	V
GBPC2510-W			1000	V
Average rectified forward current 平均正向整流电流	I <sub>o</sub>	50Hz Sine wave resistance load T <sub>c</sub> =85°C 50Hz 正弦波电阻负载	25	A
Peak Surge forward Current 浪涌电流	I <sub>FSM</sub>	Non-repetitive 50Hz 10ms Sine wave T <sub>j</sub> =25°C 不重复 50Hz 10ms 正弦波	400	A
Dielectric strength 绝缘强度	V <sub>dia</sub>	Terminals to case AC 1 minute 端子与管壳间 AC 1 分钟	2	KV

## 电性特征 Electrical characteristics TA=25°C

Forward Voltage 正向电压	V <sub>F</sub>	I <sub>F</sub> =12.5A	Max 1.05	V
Reverse current 反向漏电流	I <sub>R</sub>	V <sub>R</sub> =V <sub>RM</sub>	Max 10	μ A
Thermal reslstance 热 阻	Q <sub>JC</sub>	Junction to Case 结点管壳间	Max 1.5	°C/W

# 特性曲线

## RATONG and characteristic

PREFERED P/N	PACKAGE CODE	UNIT WEIGHT(g)	MINIMUM PACKAGE(pcs)	INNER BOX QUANTITY(pcs)	OUTER CARTON QUANTITY(pcs)	DELIVERY MODE
GBPC25005-GBPC2510	A1	Approximate 13.8	50	50	500	Paper Box
GBPC25005W-GBPC2510W	A1	Approximate 13	50	50	500	Paper Box

### ■ Characteristics (Typical)

FIG1:Io-Tc Curve

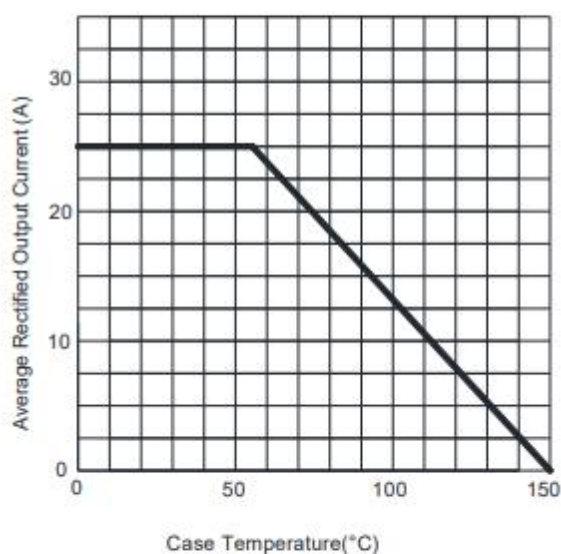


FIG2:Surge Forward Current Capability

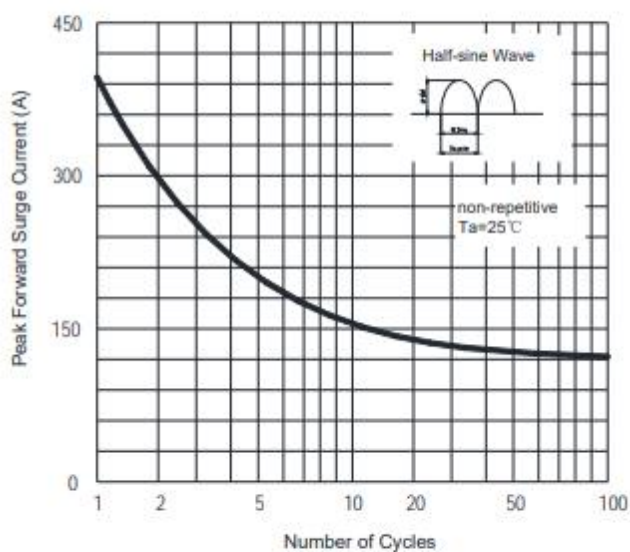


FIG3:Instantaneous Forward Voltage

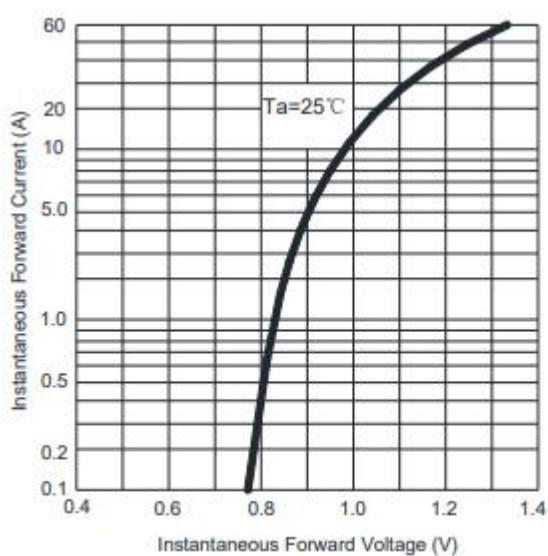
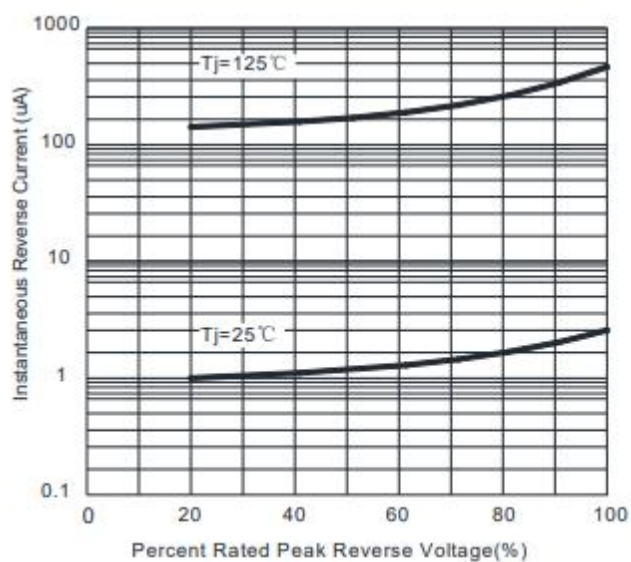
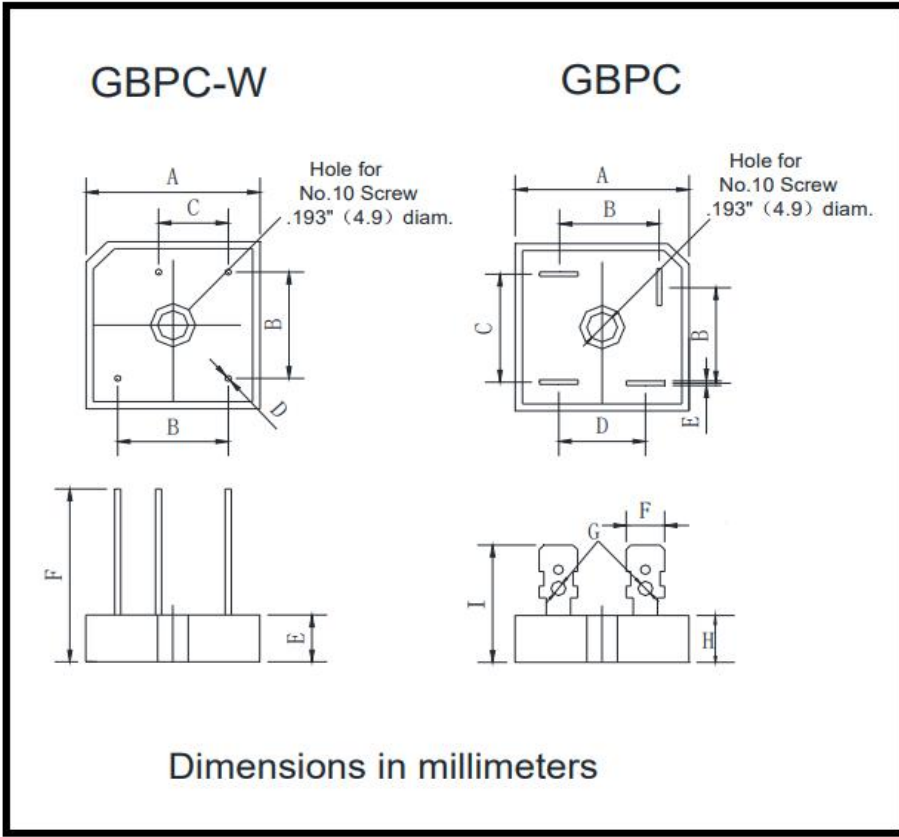


FIG4:Typical Reverse Characteristics

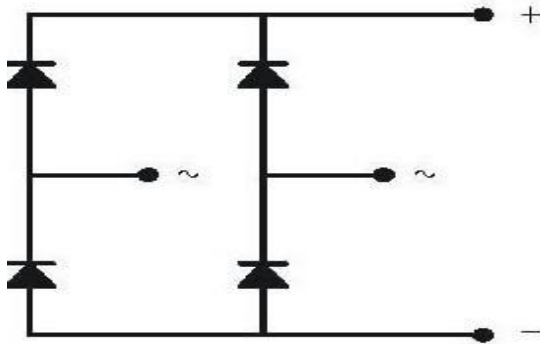


# 外型尺寸



GBPC-W		
Dim	Min	Max
A	28.2	28.8
B	17.1	19.1
C	10.4	12.4
D	0.95	1.05
E	7.6	8.2
F	30	

GBPC		
Dim	Min	Max
A	28.2	28.8
B	15.3	17.3
C	17.1	19.1
D	13.2	15.2
E	0.75	0.85
F	6.2	6.4
G	2.2	2.6
H	7.6	8.2
I	19	/



# 主要原材料

序号	原材料	型号	规格	用量	产地	备注
1	芯片	140		4只	上海	
2	桥壳	环氧壳	28X28	1只	上海	
3	环氧树脂	9001A/B	黑色	7Kg	江苏	